

step



ERICKSON OUTDOORS
TECHNICAL APPAREL DESIGN & PRODUCTION

Bringing
together
the links
of the
technical
apparel
supply
chain

Erickson Outdoors moves technical apparel projects from idea to reality.

Perhaps you're an entrepreneur with an exciting new sportswear idea. Or maybe you're a clothing wholesaler who doesn't have an in-house design department, or an apparel designer with an all-weather parka design that's ready for a prototype. Whatever your situation, **Erickson Outdoors** has the skills, experience, and resources to bring your project to fruition.

Erickson Outdoors takes responsibility for fully fleshing out your apparel design idea—developing samples, selecting materials, getting it produced, and delivering the product to your doorstep—in other words, the whole nine yards.

Our formal **Nine-Step Process** keeps us all on track so we can deliver your customized technical apparel product efficiently and at a reasonable cost.

To learn more, contact **Erickson Outdoors**.




9 step

Here's how it works:

#1 Project brief

Together with you, we determine the overall scope of project and your objectives with regard to price, timing, volume, and merchandising. The more detail you can provide in the form of business plans, product sketches, samples, and fabric swatches, the faster we can satisfy your needs.



#2 Preliminary costing

Before you've spent a dime with us, we'll analyze the needs of your project in detail to confirm that we've got the resources and time available to give you a first-class result. We'll estimate costs for materials, labor, and management by obtaining real-time quotes from the supply chain and by comparing your requirements to projects we've done that are the most similar to yours. We'll present a formal project proposal, identifying all up-front costs, such as for pattern making and sample materials. Very early in the process you'll have our commitment that your price, quality, and timing requirements will be met.

#3 Pattern and sample making

This is where your concept starts to come into physical reality. We plan for as many as three complete sample-making cycles, each one a refined iteration of the one that preceded it. Along the way, your design ideas will evolve and we'll discover better ways to make your product. We'll test materials to make sure they're suitable for your intended end-use. We'll develop the special trims and small details that will make your product truly unique. We'll also track actual product costs through this process and document them so we never stray from your target.





#4 Design approval



This first major milestone is the point at which the project leaves the design phase and enters production. You review a final “master” design sample and issue formal approval of all design details, fabric, fit, and price. You’ll have the confidence you’ll need in order to issue a Purchase Order for bulk production.

#5 Purchase materials for bulk production

As soon as we receive your Purchase Order we begin to buy the raw materials needed for bulk production. We’ll work with you to reconcile materials vendors’ minimums with your actual inventory needs, so that we minimize your financial exposure. Our production department will grade the master patterns into the various sizes you’ll offer, and prepare samples to assure that the fit is right for each size. Quality control documentation is prepared so that each and every unit of bulk production is fully consistent with the master design sample.



#6 Final internal review


By now many hands are involved in your project: sample makers, account managers, purchasing agents, sewing experts, production managers, and QC managers. This group meets on the eve of production to double check all product and logistical details, crossing T’s and dotting I’s. This important quality control step provides yet another assurance that your project will have a successful, problem-free outcome.



#7 Bulk production

We issue the raw materials for your job to cutting rooms and sewing floors—and each day we monitor work-in-progress and the rate of production. Quality remains a focus: we schedule regular in-line audits of sub-assemblies as they are created. We also make sure we meet our shared goals for social compliance through on-site plant inspections.





#8 Packaging and pre-shipment audit

Once your product is manufactured, we package each unit individually before it goes into master packaging. Labels are applied to each unit and carton to your exact specifications. We prepare packing lists, bills of lading, ASNs, and shipping documents to ensure that your product travels smoothly to its destination. And we document our quality control regimen—our statistical sampling methods reach AQL 2.5 or higher.

#9 Bulk shipment/customs clearance

We handle the logistics of getting your product to you. Because we've carefully prepared all the documentation, you'll avoid rejected or quarantined shipments. We arrange the most cost-effective and time-efficient means of transport from the factory door to your warehouse. And then we shepherd the shipment through the customs clearance and brokerage processes until it gets to you.

Find out how **Erickson Outdoors** takes the hassle out of designing, developing, and producing your technical apparel project by managing it from start to finish. Call **510 236-4182** today for a free consultation to discuss your apparel project with no obligation.

ERICKSON OUTDOORS

TECHNICAL APPAREL DESIGN & PRODUCTION

1445A South 50th Street
Richmond, California 94804

510 236-4182

inquiries@ericksonoutdoors.com

www.ericksonoutdoors.com